



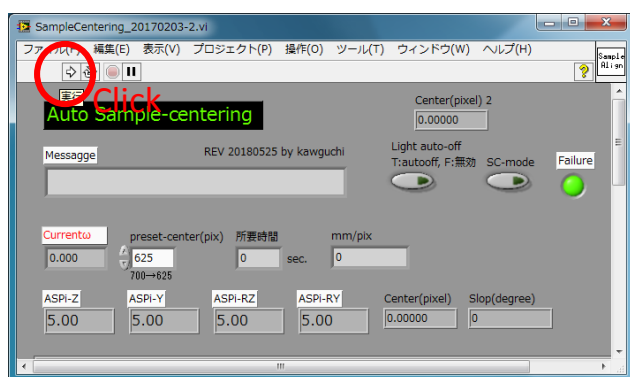
## How to SAMPLE MOUNTING

### 1. Sample Mount, carefully



Do not touch beamstop !!!

### 2. Auto-sample alignment, RUN



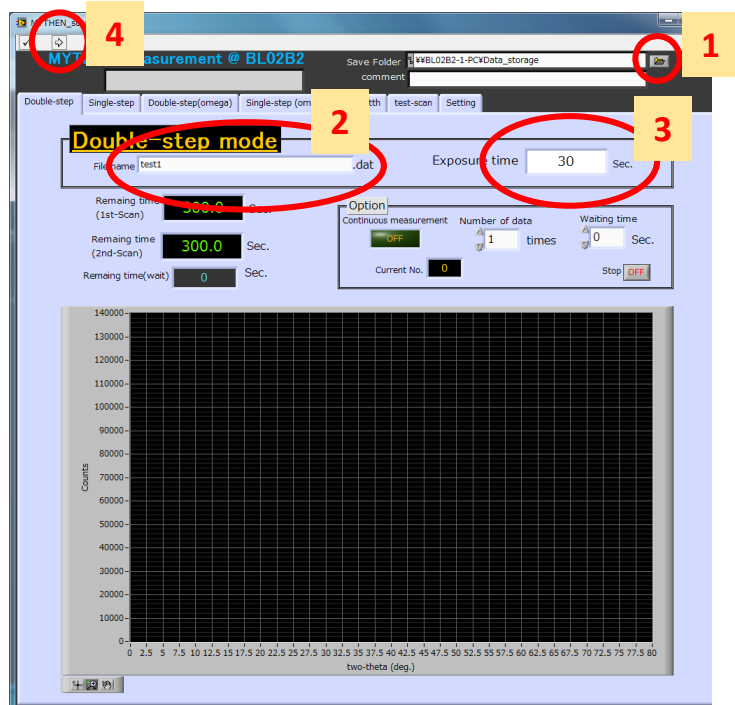
### 3. Capillary spinning....



2. Click

1. Click

## How to measure (MYTHEN spinner ver.)



1. Choose save folder

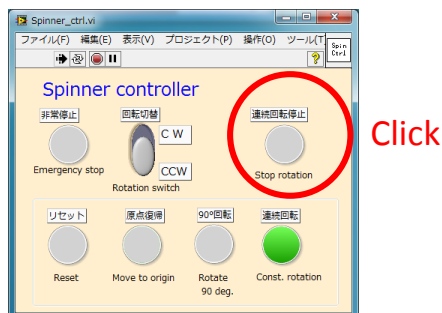
2. Filename

3. Acquisition time (seconds)

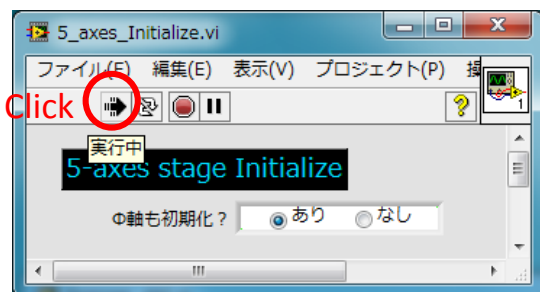
4. Run program

## How to SAMPLE UNMOUNTING

### 1. STOP spinning before sample unmount....

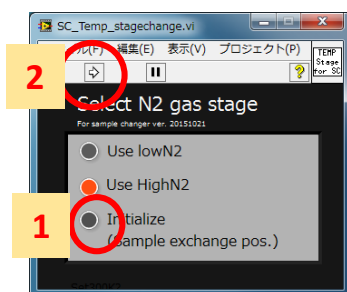


### 2. Initialize sample stage



### 3. Temperature control nozzle “OUT” if nozzle is “in”

1. Select Initialize
2. RUN program



### 4. Please remove your sample from the diffractometer.